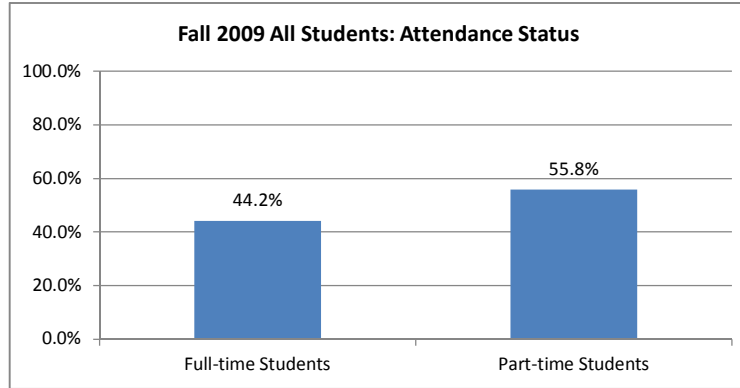
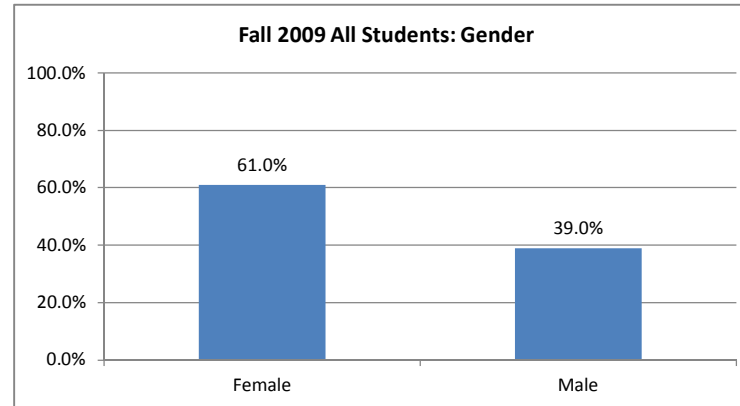


All Students

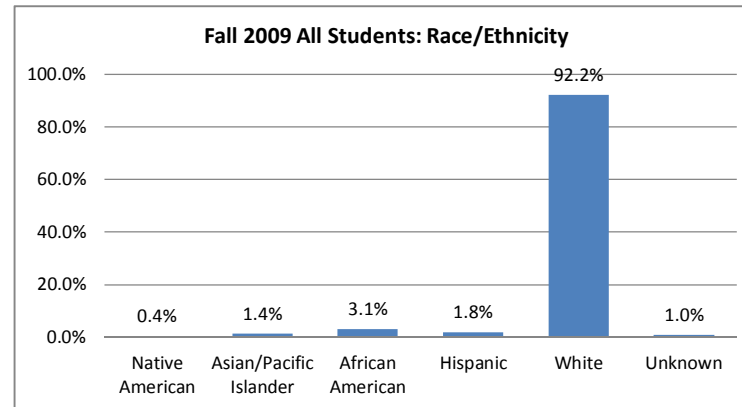
	Full-time Students	Part-time Students
Fall 2009	44.2%	55.8%



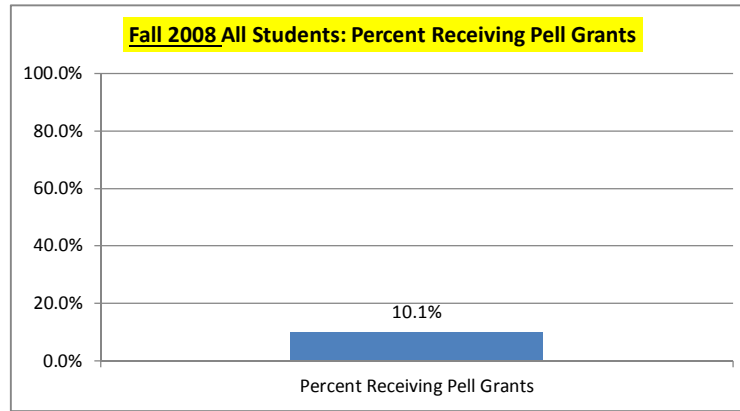
	Female	Male
Fall 2009	61.0%	39.0%



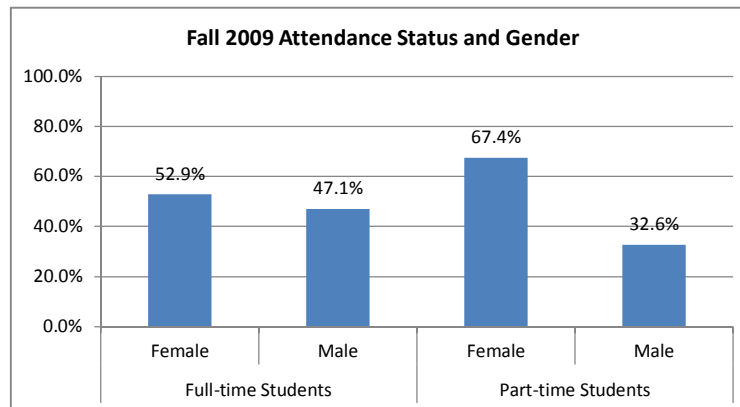
	Native Am	Asian/Pacif	African Am	Hispanic	White	Unknown
Fall 2009	0.4%	1.4%	3.1%	1.8%	92.2%	1.0%



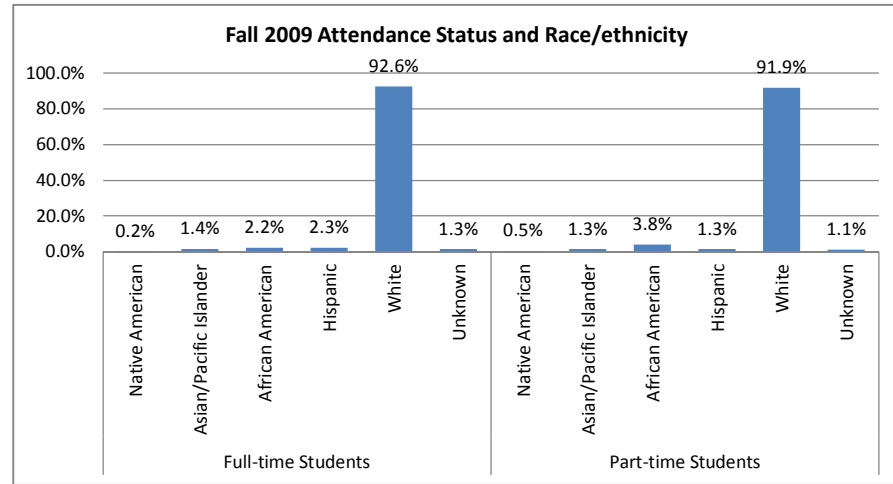
Percent Receiving Pell Grants
 Fall 2008 10.1%



	Full-time Students		Part-time Students	
	Female	Male	Female	Male
Fall 2009	52.9%	47.1%	67.4%	32.6%



	Full-time Students						Part-time Students					
	Native Am	Asian/Paci	African Am	Hispanic	White	Unknown	Native Am	Asian/Paci	African Am	Hispanic	White	Unknown
Fall 2009	0.2%	1.4%	2.2%	2.3%	92.6%	1.3%	0.5%	1.3%	3.8%	1.3%	91.9%	1.1%



	Percent Receiving Pell Grants	
	Full-time S	Part-time Students
Fall 2008	11.7%	8.6%

